

# Regents Park Ready?


To help you get ready and feel as prepared as possible for the start of your Regents Park learning journey, we have created a work booklet designed to give you a head start on your subjects for next year.

Inside is a range of different tasks and activities designed by your future teachers for you to tackle during your summer holidays.

Bring in your completed work on the first school day in September and hand to your tutor. Certificates and prizes will be awarded to students who have shown the most respect, pride, creativity and challenge in their work.

Give it a go and get Regents Park ready!

Name	
Tutor Group	



Respect

Pride

Creativity

Challenge



# ART!

In year 7 Art, we look at developing your drawing skills.

We will study the artist Vincent Van Gogh, and create our own landscapes using mark making and mixed media.

To help prepare yourselves for this, you could begin to experiment with different mark making techniques.

Using the examples of types of mark making below, you can draw objects from around your house (or people or pets!)

These mark making techniques help you to create areas of light and dark as well as texture.

★ **CHALLENGE:** Can you experiment with any other materials? (Eg. Pen, pencil, charcoal, paint, ink...?) ★



Vincent Van Gogh's art work










Try it here...

# History


## The Romans

Below are 9 tasks linked to the Romans. You can choose any one of the tasks to do in readiness for your studies at RPPC!

Do not feel like you have to limit yourself – you can do more than one if you want to challenge yourself!

<p><b>Poem / Rap</b> Write a poem about the Romans. It can be about any aspect of the Roman Empire (army, gladiators, Emperors etc.)</p> 	<p><b>Comic Strip</b> Design a comic strip telling the story of a major event in Roman history. It should include pictures and text. You could choose:</p> <ul style="list-style-type: none"> <li>✓ The death of Caesar</li> <li>✓ The Punic Wars</li> <li>✓ The fall of Rome</li> <li>✓ The destruction of Pompeii</li> </ul> 	<p><b>Puzzle</b> Create either a word search or crossword based on the Romans.</p> 
<p><b>Poster</b> Create a poster showing the different events at The Games in the Coliseum or the Circus Maximus. You should use colour and images to enhance your message.</p> 	<p><b>Biography</b> Research and produce a short biography of a significant individual. You can choose:</p> <ul style="list-style-type: none"> <li>✓ Julius Caesar</li> <li>✓ Hannibal</li> <li>✓ Augustus</li> <li>✓ Spartacus</li> <li>✓ Constantine the Great</li> </ul> 	<p><b>Research</b> Research a Roman town. You will need to present your findings in a town profile. You could choose:</p> <ul style="list-style-type: none"> <li>✓ Rome</li> <li>✓ Istanbul</li> <li>✓ Pompeii</li> <li>✓ Herculaneum</li> <li>✓ Colchester</li> </ul> 
<p><b>Reviewer</b> Read a book or watch a film / TV program about the Romans and write a review. You must include details about the content and decide what was good, not so good.</p> 	<p><b>Cooking</b> Find a Roman recipe. Create a step by step set of instructions for a primary school student to follow.</p> 	<p><b>A-Z</b> Create an A-Z of The Roman Empire with a definition for each word e.g.</p> <p>A- Amphitheatre: the centre of entertainment in Roman times</p> <p>B- Baths: public place where Romans went to wash and relax</p> 

# Drama




Using the outline, draw your favourite character from fiction. This could be from a film, television, book or play.

Challenge: Write a short play about Y7 students on their first day at secondary school.



# Science



## **Safety in the science lab!**

Can you spot all the health and safety issues in this school science lab? Why are they a problem and what could be done about them? Label the diagram.

Challenge: Using these ideas create a poster or leaflet aimed at new Y7s, advising them how to stay safe in science lessons.

# DESIGN AND TECHNOLOGY

In year 7 Design and Technology, we enjoy the hands on approach to designing and creating new and innovative products across a range of areas, including Resistant materials, Food, Textiles and Graphics.

## challenge

Can you add any electronic elements into your design?

To help to prepare yourselves for this, you could choose one of the products below and re-design it to make it more exciting.



Have a go at changing some of the following:

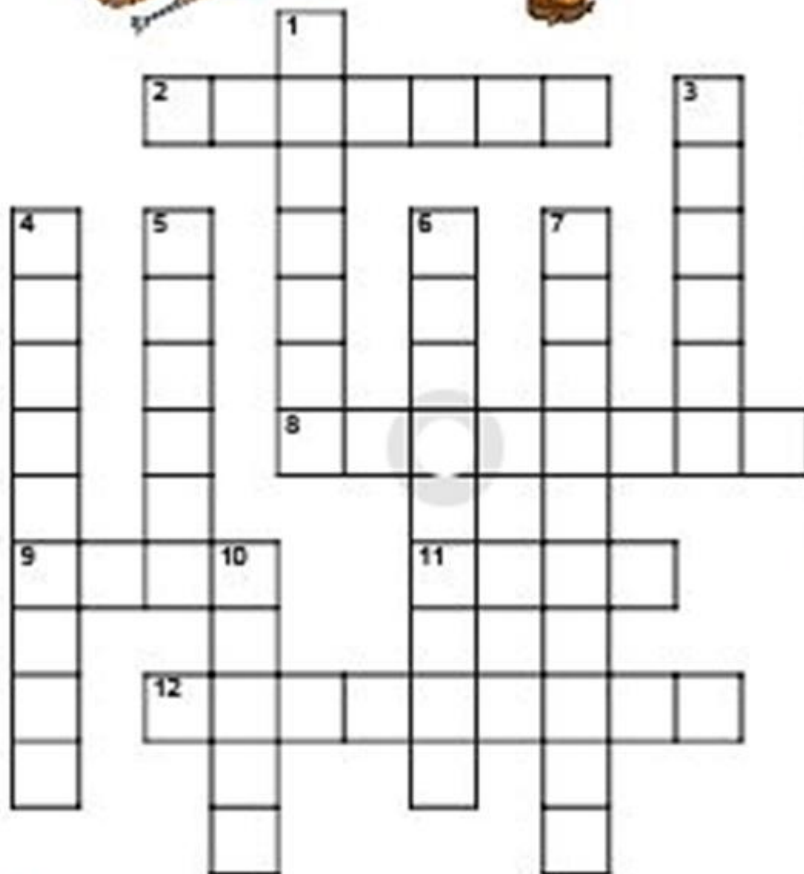
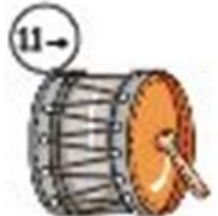
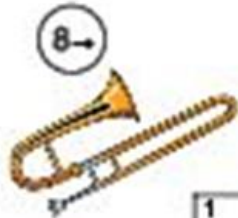
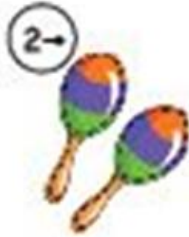
- ❖ Colour
- ❖ Shape
- ❖ Pattern
- ❖ Function

**Design here....**

# Music

## Musical Instruments

**DIRECTIONS:** Fill in the crossword puzzle grid with the name of each musical instrument following the numbers and direction indicated. Use the word bank if you get stuck.

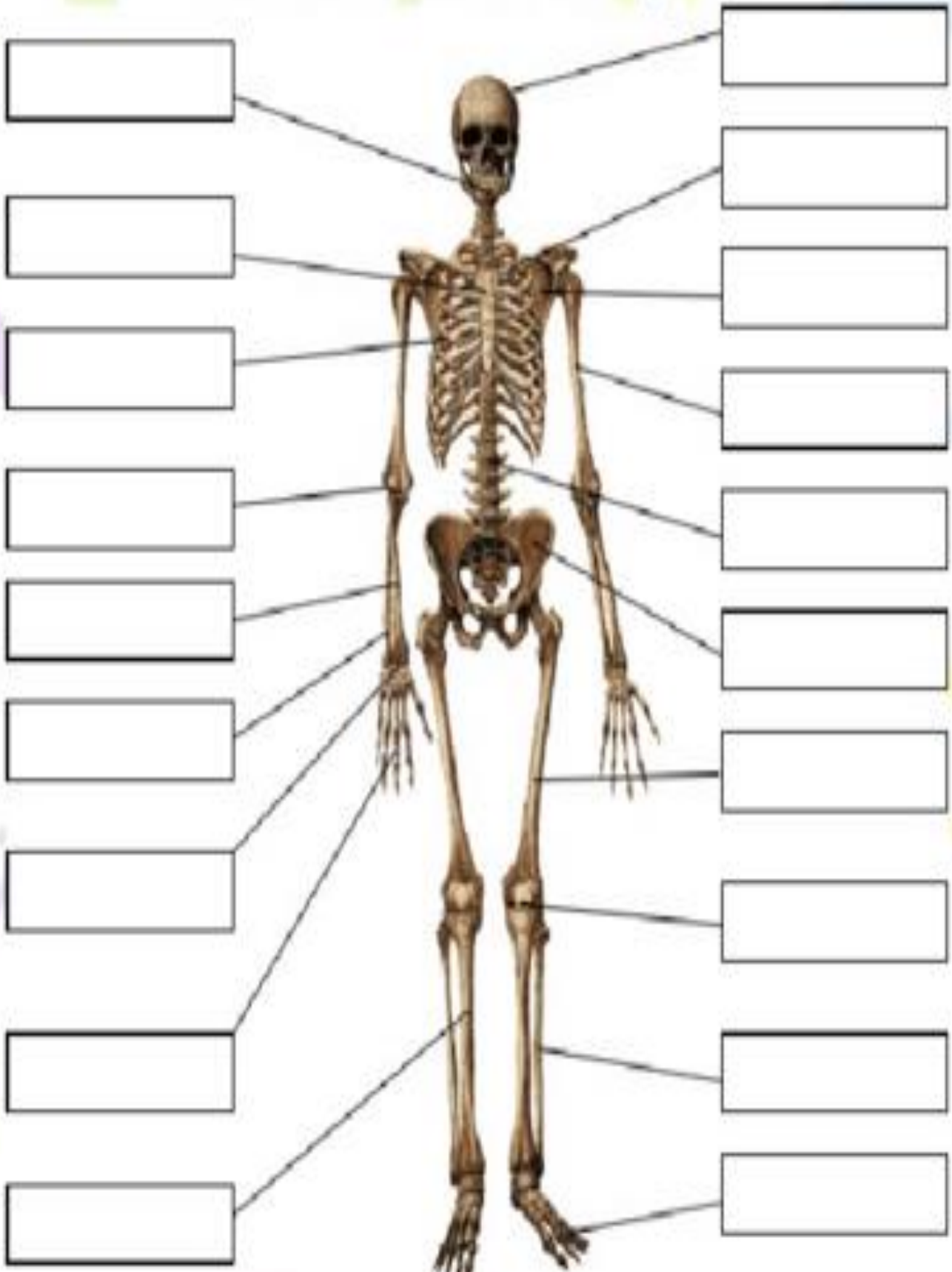


ACCORDION  
DRUM  
GUITAR  
HARMONICA  
HARP  
MARACAS

PIANO  
TAMBOURINE  
TROMBONE  
TRUMPET  
VIOLIN  
XYLOPHONE

# Physical Education

## Label the Bone's Parts - activity sheet





# RE

1. Research the different symbols in the Southampton FC badge. What do they represent/mean?



2. Why are Southampton FC nicknamed "the Saints"?

3. Complete as much of the grid below as you can. You can use your existing knowledge or research different religions.

Religion	Followers are called	Founder	Holy Book / Sacred Writing	Place of Worship	Symbol	How old / when did it begin?
Buddhism						
Christianity						
Hinduism						
Islam						
Judaism						
Sikhism						

**Choice 1:** Take or draw a picture of a fantastic place you have visited. This place could be abroad or even down your street. Underneath your picture give some amazing facts or statistics about your place. Stick in your photo or draw the picture in the space below.

**OR**

**Choice 2:** Find a pebble or stone (not too big though!) Paint and decorate it in a distinctive manner. Make sure somewhere on the stone it says RPCC. Then place your decorated stone in a public place (e.g. Southampton Common or a local beach). Take a photo of your stone in place and stick below. If you prefer you can bring in the stone for your Geography teacher to place. The idea is someone will pick up your stone, replace it with their own stone and move yours to a new location. We can then hopefully track where your stone goes.

**Use this space to stick in pictures or do the drawing:**

# Scratch – ICT Homework



N P T M G M X E F I  
 S C R A T C H C O F  
 T M O O M P O N R B  
 V P A G G N P U E B  
 D O I Q T R C O V Q  
 E T I R P S A B E K  
 L U O M C J E M R T  
 O L G A O S S M N P  
 F K U V K V L C X L  
 R S T A G E E M S N

## Words to find...

Stage	A script line that decides if another script runs
Sprite	Script that runs a set number of times
Costume	A single character that you can program to move or act in a particular way
If	Script that keeps running until it is told to stop
Forever	The background
Repeat	Pauses the program for a set amount of time
Wait	A look for the sprite and one sprite can have more than one of these for different looks.

Draw a line to join the technical word to the correct description.

# Mathematics

**Directions:** Use your math skills to find the value of each symbol and the '?'. Be sure to show your work!

$$\text{Football} + \text{Football} + \text{Football} = 108$$

$$\text{Football} + \text{Football} + \text{Football} = 134$$

$$\text{Football} + \text{Football} + \text{Football} = 57$$

$$\text{Football} \times \text{Football} + \text{Football} = ?$$

$$\text{Potion} + \text{Potion} + \text{Potion} = 315$$

$$\text{Potion} + \text{Potion} + \text{Potion} = 153$$

$$\text{Potion} + \text{Potion} + \text{Potion} = 100$$

$$\text{Potion} + \text{Potion} - \text{Potion} = ?$$

$$\text{Cat} + \text{Cat} + \text{Cat} = 258$$

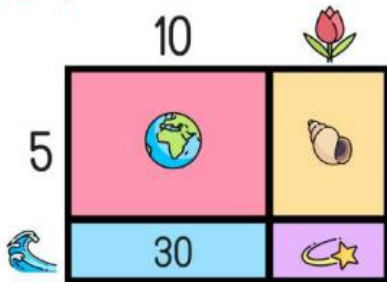
$$\text{Cat} + \text{Cat} + \text{Cat} = 200$$

$$\text{Cat} + \text{Cat} + \text{Cat} = 42$$

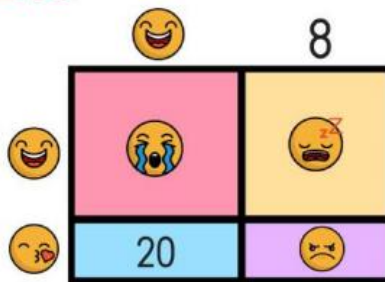
$$\text{Cat} \times \text{Cat} + \text{Cat} = ?$$

**Directions:** Use your math skills to find the value of each symbol in the area models below where the total sum is given.

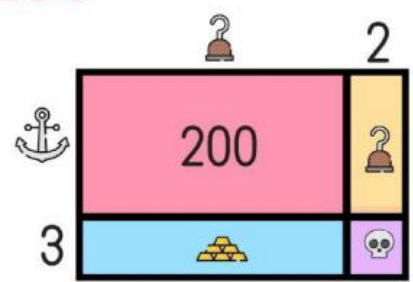
144



216



286



## TWO TRUTHS + ONE LIE

**Directions:** In each example, determine which of the three given statements is a lie and explain why.

$$\text{Fish} = 1 \quad \text{Diamond} = 1 \quad \text{Lemon} = 1$$

1  $4 + 4 + 4 + 4$

2 3 times 2

3 5 groups of three

$$\text{Pie} = \frac{1}{5} \quad \text{Mug} = \frac{2}{5} \quad \text{Croissant} = \frac{4}{5}$$

1  $\text{Croissant} + \text{Pie} = 1 \text{ whole}$

2  $\text{Mug} + \text{Mug} = \text{Croissant}$

3  $\text{Pie} + \frac{4}{10} = \text{Mug}$

$$\text{Heart} = \frac{9}{5} \quad \text{Robot} = \frac{7}{9} \quad \text{Diamond} = \frac{1}{5}$$

1  $\text{Heart} + \text{Robot} = 2$

2  $\text{Heart} + \text{Robot} = 2$

3  $\text{Heart} + \text{Robot} = 1$





# MFL

## Option One

Research a celebration in a French or Spanish- speaking country.

You should find out the following things about the celebration:

- When does it happen?
- Where does it take place?
- Who celebrates it?
- What do the people wear?
- What do the people eat?
- Why do the people celebrate this way?

Some festivals you could choose:



Tomatina



Carnival



La Semana Santa

## Option Two

Find out 10 crazy facts about either France or Spain! Present your findings as a factfile.

For example, did you know there are more French speakers in Africa than there are in France! ...or that Spain produces half of the world's Olive Oil!

You can use this space for the MFL tasks.

In your first year at Regents Park at the annual careers festival, you will be reflecting on your strengths and working on your employability (job) skills.

Using the employability skills poster on the right, write down your top 5 strengths.  
(The one you are best at should be number 1)

- 



Include the strengths you showed when you had this experience

[illegible]

# English: Imaginative Writing

English is one of the subjects where you will develop your creativity.

Look at the picture of the lighthouse on a stormy day. Then write a poem, piece of description or a story inspired by the picture. Try to plan your work carefully so that it is the best you can do.



**Challenge:**

Try to include some or all of the following techniques in your writing.

Technique	Included?
Simile	
Metaphor	
Personification	
The different senses	
Effective start and end	
Paragraphs (or verses) used for effect	

Write your description, story or poem on the following pages. You may wish to add extra pages.

[illegible]



[illegible]