



Google Classroom

**A Guide to the Basics:
How to join classrooms and create work.**

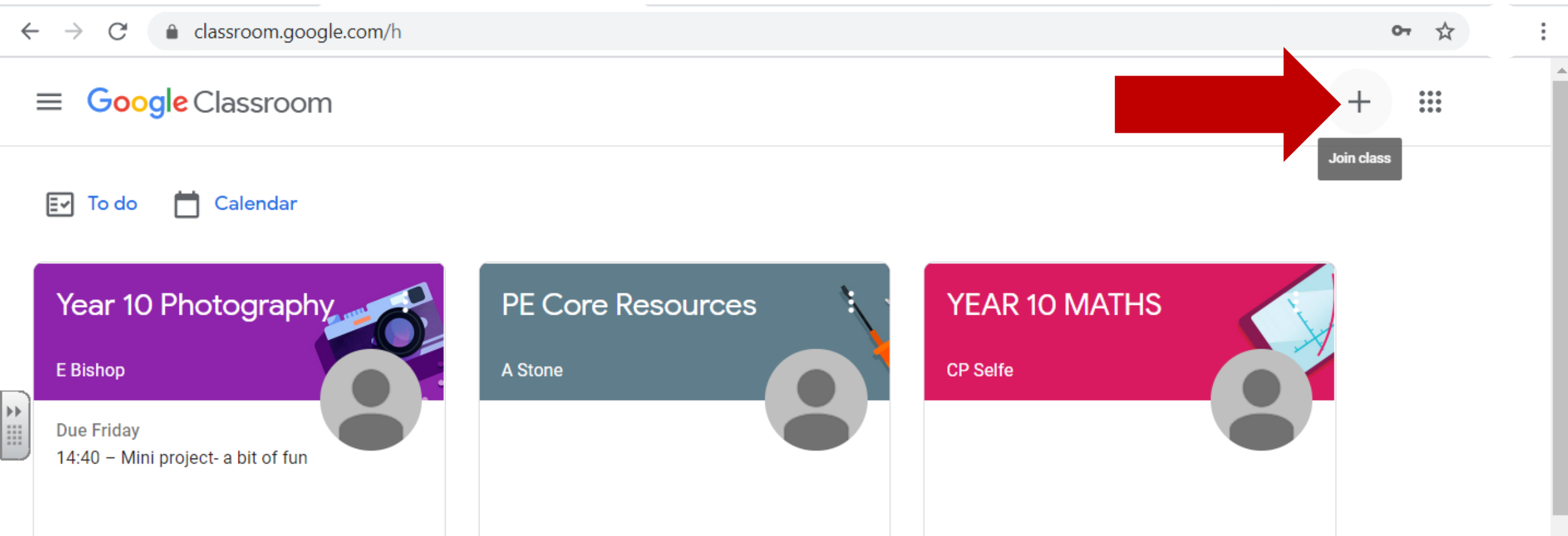
Type www.classrooms.google.com into
google

- You will need your google classroom login
Please obtain this from reception.
It will end with @regentsparkcc.org

When you log on for the first time it will ask you to change your password. Please do not give your username or password out to anyone.

Google Classroom

- Once you are logged into google classroom you need to click the plus on the top right of the screen



The screenshot shows the Google Classroom web interface. At the top, the browser address bar displays 'classroom.google.com/h'. Below the address bar, the Google Classroom logo is visible on the left. On the right side of the top navigation bar, there is a plus sign icon and a grid icon. A large red arrow points to the plus sign icon, which is labeled 'Join class' in a grey box below it. Below the navigation bar, there are two utility icons: 'To do' and 'Calendar'. The main content area displays three class cards. The first card is purple and titled 'Year 10 Photography' by 'E Bishop', with a due date of 'Friday 14:40' and a description 'Mini project- a bit of fun'. The second card is grey and titled 'PE Core Resources' by 'A Stone'. The third card is pink and titled 'YEAR 10 MATHS' by 'CP Selfe'. Each card features a circular profile picture placeholder.

Google Classroom codes

- You can find your codes online:

<https://www.regentsparkcollege.org.uk/curriculum/google-classroom-codes/>

Use your timetable to find the correct teacher and class code.



Teacher	Subject	Class	Google classcode
Mrs Anibaba	PE	8B4/Pe	oitfv12
Mrs Anibaba	PE	8G3/Pe	oitfv12
Mr Ashworth	Science	8BY/Sc	ffjaxre
Mr Ashworth	Science	8GX/Sc	ytru3e5
Mr Barron	Music	8B1/Mu	i25jgm2
Mr Barron	Music	8B2/Mu	kpyq2vz
Mr Barron	Music	8B3/Mu	mmtbymo
Mr Barron	Music	8B4/Mu	rihmn33
Mr Barron	DT	8B5/Dt	h4lf34v
Mr Barron	Music	8G1/Mu	624qpkw
Mr Barron	Music	8G2/Mu	jyssiw6
Mr Barron	Music	8G3/Mu	gkglewew
Mrs Blake	History	8B2/hi	3wl2tqe
Mrs Blake	Geography	8G2/gg	fwvob2l
Miss Chegwidde	Maths	8BW/Ma	jehuw6u
Mrs Cooper	Science	8BW/Sc	o5h2p7s
Mrs Cosford	Science	8GY/Sc	mx7bhcu
Mrs Cosford	English	8GZ/En	nb4m7m5
Miss Fison	English	8BX/En	6nata2b
Miss Fison	English	8GY/En	3e7ebay
Mrs Freeman	Drama	8B1/Dr	xx6tliu



Google Classroom

- You will then come to this screen, you will need your class codes to join, these will be 5 – 7 numbers and letters long.

← → ↻ classroom.google.com/h 🔑 ☆ ⋮

✕ Join class Join

You're currently signed in as

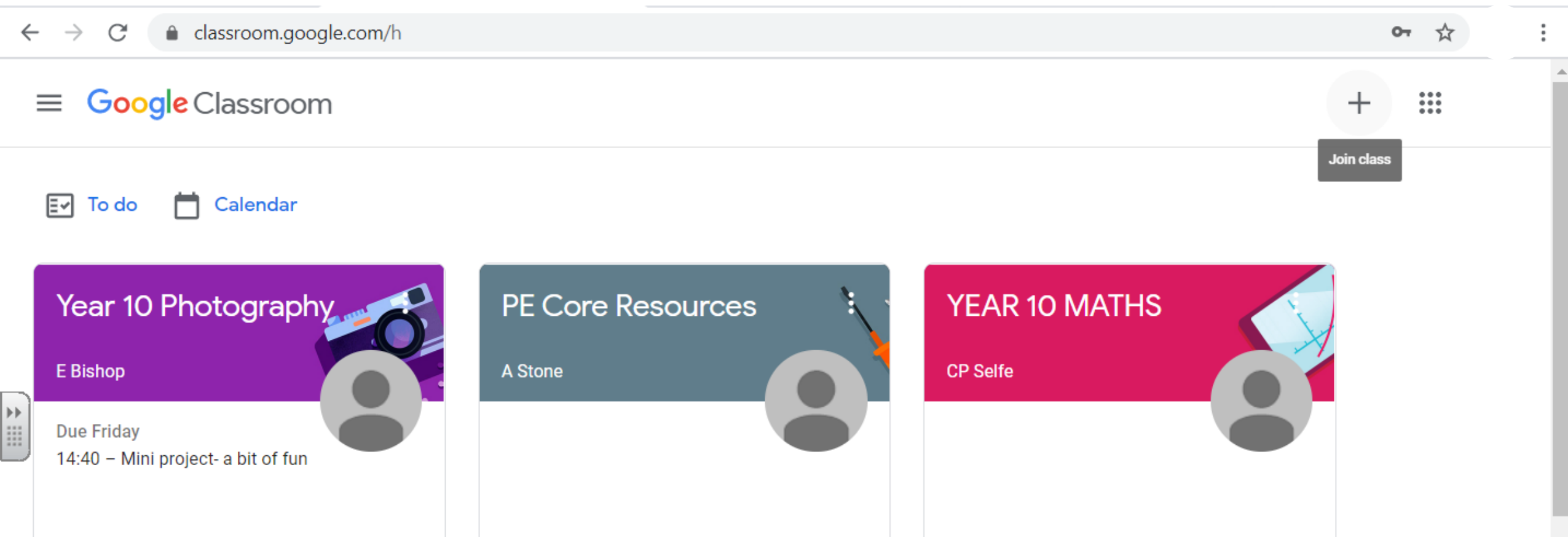
  @regentsparkcc.org [Switch account](#)

Class code
Ask your teacher for the class code, then enter it here.

Class code

Google Classroom

- Once you have all your codes added, your screen will look like this.



The screenshot shows the Google Classroom web interface. At the top, the browser address bar displays 'classroom.google.com/h'. The Google Classroom logo is on the left, and a 'Join class' button is on the right. Below the header, there are 'To do' and 'Calendar' icons. The main content area features three class cards:

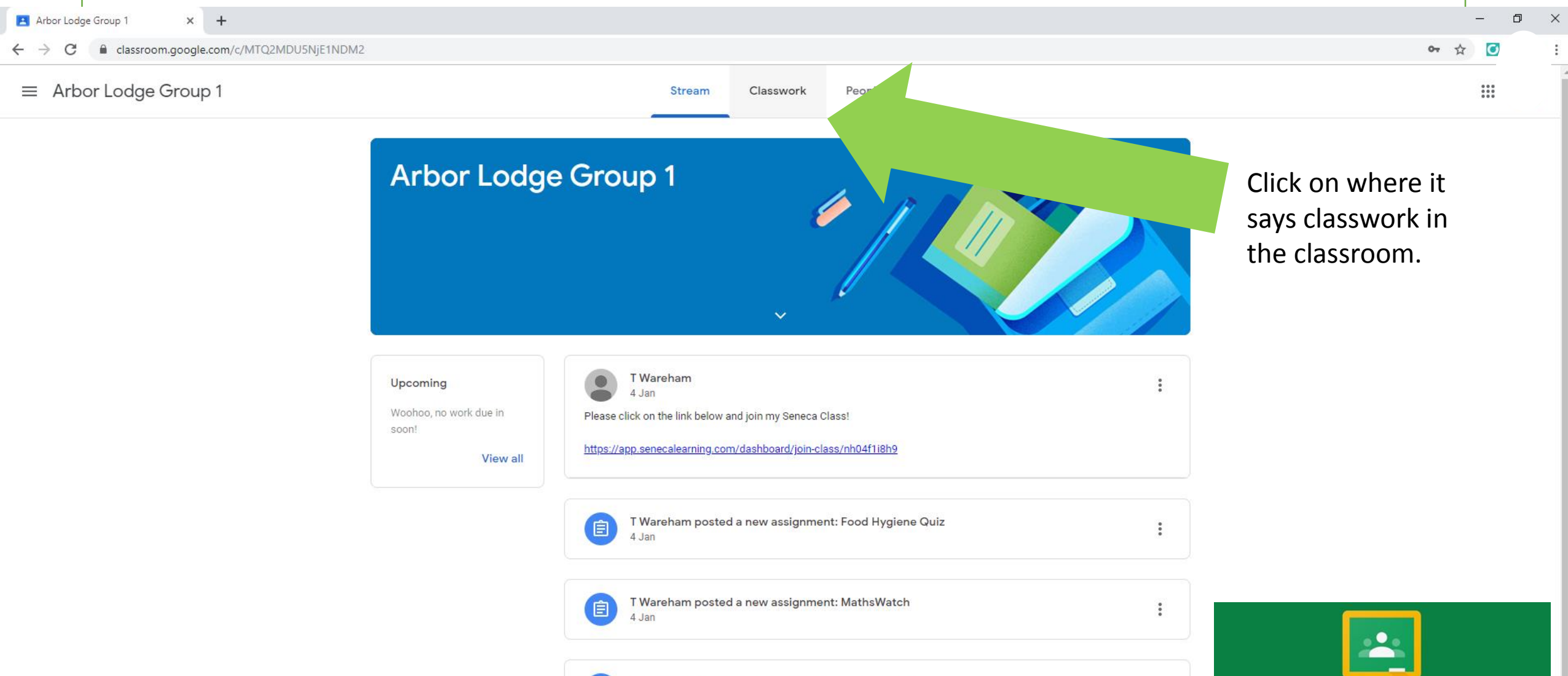
- Year 10 Photography** by E Bishop, with a due date of Friday at 14:40 for a 'Mini project- a bit of fun'. The card includes a camera icon and a profile picture placeholder.
- PE Core Resources** by A Stone, with a pencil and paper icon and a profile picture placeholder.
- YEAR 10 MATHS** by CP Selfe, with a tablet icon and a profile picture placeholder.



- You will then be able to click on each class at the time of each lesson.

A screenshot of the Google Classroom homepage. The browser address bar shows "classroom.google.com/h". The page header includes the Google Classroom logo, a "Join class" button, and navigation links for "To do" and "Calendar". A large red arrow points to the "Year 10 Photography" class card. The class card for "Year 10 Photography" by "E Bishop" shows a due date of "Due Friday 14:40" and a description "Mini project- a bit of fun". Other visible class cards include "PE Core Resources" by "A Stone" and "YEAR 10 MATHS" by "CP Selfe".

Once inside the correct class – You will need to see what classwork has been set.



The screenshot shows a web browser window with the address bar displaying 'classroom.google.com/c/MTQ2MDU5NjE1NDM2'. The page title is 'Arbor Lodge Group 1'. The navigation tabs at the top are 'Stream', 'Classwork', and 'People'. A large green arrow points to the 'Classwork' tab. Below the header is a blue banner with the text 'Arbor Lodge Group 1' and an illustration of school supplies. The main content area features an 'Upcoming' section with the message 'Wooohoo, no work due in soon!' and a 'View all' link. Below this are three announcement cards from 'T Wareham' dated '4 Jan': 'Please click on the link below and join my Seneca Class!' with a URL, 'T Wareham posted a new assignment: Food Hygiene Quiz', and 'T Wareham posted a new assignment: MathsWatch'. A green box with a white person icon is visible in the bottom right corner.

Click on where it says classwork in the classroom.

There maybe messages in the stream section as well.

Arbor Lodge Group 1

Stream Classwork People

Arbor Lodge Group 1

Upcoming

Woohoo, no work due in soon!

View all

T Wareham
4 Jan

Please click on the link below and join my Seneca Class!

<https://app.senecalearning.com/dashboard/join-class/nh04f1i8h9>

T Wareham posted a new assignment: Food Hygiene Quiz
4 Jan

T Wareham posted a new assignment: MathsWatch
4 Jan

The 'Stream' is also used to convey messages and links to "meets" and "loom" videos.

On the front page you can see your assignments and due dates, plus any messages.

☰ test 222

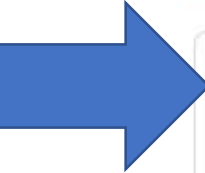
Stream

Classwork

People




The Due date and time is shown here



Upcoming

Due Friday
12:30 – A story

[View all](#)

 Announce something to your class


 E Bishop posted a new assignment: A story
16:57





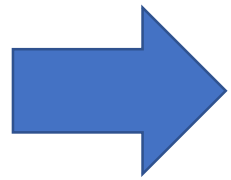
- All topics
- English
- Maths

Food Hygiene Quiz	No due date
General Knowledge Quiz	No due date
Titanic Research	No due date



The date the assignment is shown here.

An overview of the session is placed here.



Posted 4 Jan Assigned

Research what year it sets out?
Where it left from?
Where it was going to?
How many people were on the ship?
How many people died?
Which ship(s) rescued them?
Who designed it?
When and where did it sink?
How long did it take to sink?
What was special about it?

With this information put together an information leaflet

[View assignment](#)



To view the assignment you can click here.

In the top right you can add or create a new document to do the work set



Arbor Lodge Group 1

Titanic Research

C Moth · 4 Jan

100 points

Research what year it sets out?
Where it left from?
Where it was going to?
How many people were on the ship?
How many people died?
Which ship(s) rescued them?
Who designed it?
When and where did it sink?
How long did it take to sink?
What was special about it?

With this information put together an information leaflet



Class comments

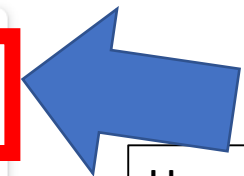
Your work Assigned

+ Add or create

Mark as Done


Private comments

 Add private comment... 




Here you can create your work using any Google Documents-Slides (PowerPoint) or Docs (Word).




 **A story** ⋮
E Bishop • 16:57
100 points Due 8 Jan, 12:30

Create a story about a magical land.
Use the 'How to write a story' document attached to help you create your story.

Class comments


 ▶

Your work Assigned

 [REDACTED] Ho... ×
Word


+ Add or create

Hand in



Any attachments teachers have given to support you will be here. You can open them by clicking on them and you can also use them to create your work.

Private comments

 ▶



Open with Google Docs



You can download the document here so that you can work on it.



Mrs Blshop- How to write the story in test 222

File Edit View Insert Format Tools Add-ons Help Last edit was seconds ago

When using Google apps your work is automatically saved every minute.

Share

Normal text Roboto 13.5 B I U A

Headings that you use in the document will appear here.

How to write the story

You can change your works name if you want. We would recommend you always use your name first.

Story: In a Land Far Away. It was a time when vividly colored dragons and beautiful fairy princesses occupied the land. Good kings ruled their subjects fairly and evil was always soundly defeated. Little boys had their beanstalks, and geese laid golden eggs.

Create your work here.





A story

E Bishop • 16:57

100 points

Due 8 Jan, 12:30

Create a story about a magical land.
Use the 'How to write a story' document attached to help you create your story.

Class comments

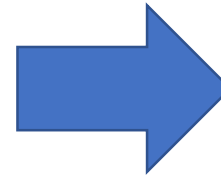


Add class comment...



To create your work you can do any of the following:

- Upload a file you already have.
- Use the file given by the teacher as an attachment.
- Create a new document.



Your work Assigned

A file that E Bishop copied for you was removed: [Template] How to write the story.docx

[Make a copy](#)

Mrs Blshop- How ... ×

Google Docs

[+ Add or create](#)

- Google Drive
- Link
- File

Create new

- Docs
- Slides
- Sheets
- Drawings



A story

E Bishop • 16:57

100 points

Due 8 Jan, 12:30

Create a story about a magical land.
Use the 'How to write a story' document attached to help you create your story.

Class comments

Hand in your work here. There will be a second box to 'hand in' after you click this one.



Your work

Assigned


A file that E Bishop copied for you was removed: [Template] How to write the story.docx

[Make a copy](#)

Mrs Bishop- How ... ×
Google Docs



[+ Add or create](#)

Hand in



Your work should appear here. Make sure it says your name on it.

Private comments





A story

E Bishop • 16:57

100 points

Due 8 Jan, 12:30

Create a story about a magical land.
Use the 'How to write a story' document attached to help you create your story.

Class comments



Add class comment...



Your work

Handed in


Mrs Blishop- How to wri...
Google Docs

Unsubmit

Private comments

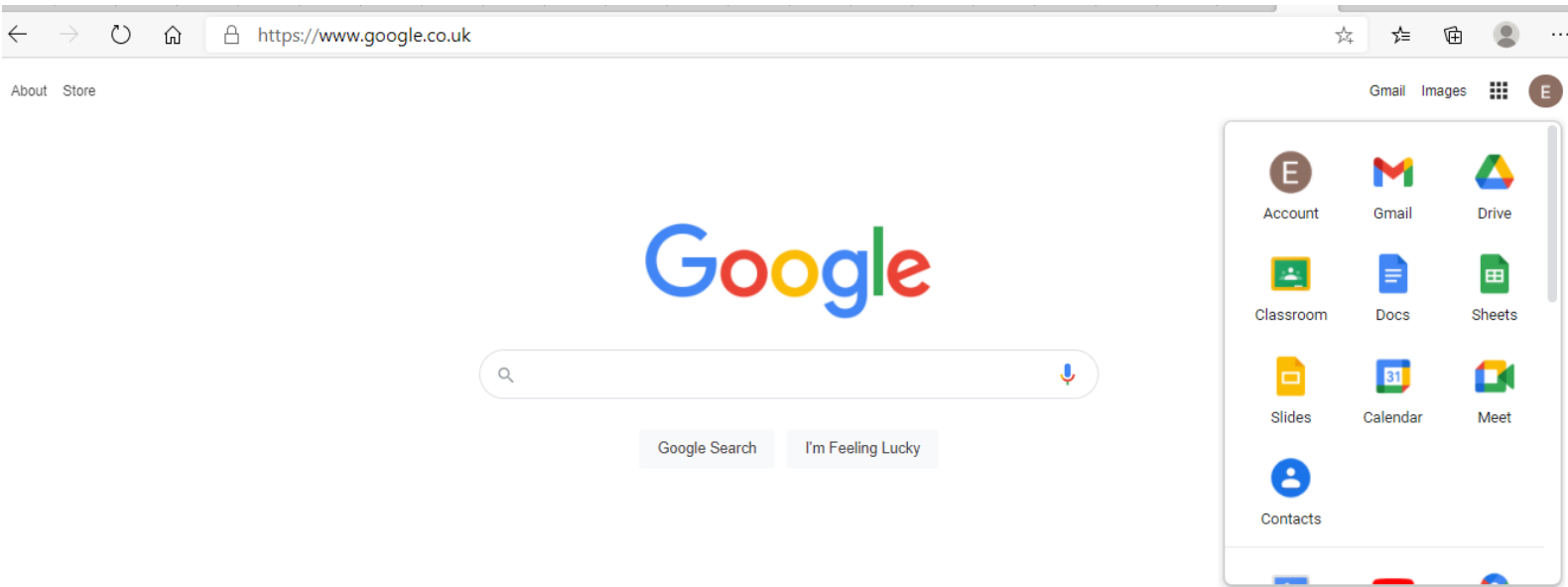



Add private comment...



Once you have submitted your work, you can write a private comment to your teacher if needed.





At any time you can access your drive using the 'waffle' toggle. 

You can also use any of the other apps.

Guide to apps:
Sheets- Excel
Docs- Word
Slides- PowerPoint